

PIANO SCORE

Contents	Page
Baa...Baa...Bethlehem	2
Bottom Of The Heap	5
We’ll Shine Through	7
Market Day	9
A Place To Stay	11
A Marvellous, Magical Sky	13
Don’t Be Afraid	17
God’s Gift	20


Baa...Baa...Bethlehem

Music and lyrics by Daisy Bond

Bouncy bars! ♩ = 130

Piano

1 **C** 2 **G** 3 **Amin** 4 **G** 5 **F** 6 **G**




Voice

7 **C** 8 **G** 9 **C** 10 **F** 11 **C** 12 **G7** 13 **C**


Chorus Baa.. baa.. Beth - le - hem, the

(sim.)




13 **Dmin** 14 **Dmin** 15 **G** 16 **G** 17 **C** 18 **F**

place we call our home. Baa.. baa..



19 **C** 20 **G7** 21 **C** 22 **Dmin** 23 **Dmin** 24 **Gsus4** 25 **G**

Beth - le - hem, on its hill - sides we are free to



To CODA after 3rd chorus

Chords: C, G, Amin, G, F, G

Measures: 25, 26, 27, 28, 29, 30

Lyrics: roam.

Tempo/Style: *mf*

Chords: C, G, F, F, C, C

Measures: 31, 32, 33, 34, 35, 36

Lyrics:
V.1. There's so much to - ing and fro - ing,
V.2. There's so so much hus - tle and bus - tle,

Tempo/Style: *f*

(sim.)

Chords: G, G, C, C7, F, F

Measures: 37, 38, 39, 40, 41, 42

Lyrics:
 down in the bu - sy ci - ty. Not sure if you're
 down in the bu - sy ci - ty. That's fine if you

Chords: C, C, D7, D7, G7, G7

Measures: 43, 44, 45, 46, 47, 48

Lyrics:
 com - ing or go - ing, can't re - lax and then that's a pi - ty.
 like the ker - fuff - le, if you don't then that's a pi - ty.

49 **C** 50 **C** 51 **D7** 52 **D7** 53 **F**

But up here the air is clear, shep - herds and
 But we've got a peace - ful spot, shep - herds and

54 **F** 55 **G7** 56 **G7** 57 **C** **G** 58 **C**

sheep are sit - ting pre - tty....
 sheep are sit - ting pre - tty....

Repeat for V.2. then take CODA cut

CODA

The musical score is written for voice and piano. The voice part is on a single staff with lyrics. The piano accompaniment is on two staves (treble and bass clef). The score is divided into two systems. The first system covers measures 49 to 53, and the second system covers measures 54 to 58. Chord symbols (C, D7, F, G7) are placed above the voice staff. A 'CODA' section is indicated by a double bar line and a circle with a cross. The piano part includes various musical notations such as rests, notes, and a triplet in measure 57.

With bounce! ♩ = 130

Bottom Of The Heap

Music and lyrics by Ian Faraday

Voice **D/A** **A7** **D** **D**

Piano **f** **mf**

V.1. (older shepherds)
V.2. (older sheep)
V.3. (younger shepherds & sheep)

1 We have worked for
 2 See our horns and
 3 When you start out

4 years and years!
 sha - ggy is fleece?
 life is tough!

5 You're have too not
 We have have young, yet
 You're have have all, you

6 grown don't your beards!
 told have e - these!
 enough!

7 Here's our spot when
 We re - serve the
 And be - cause that's

8 nights are cold!
 sweet - est grass!
 how things are,

9 Know your place - do
 Know your place have and
 all we place to

10 as wait you're told!!
 say till is, last!
 "Baa!!!"

Chorus The

13 **D** 14 **A7** 15 **D** **G**

bo - ttom of the heap, the bo - ttom of the heap, that's where you start from,

16 **D/A** **A7** **D** 17 **D/A** 18 **A7** **D** Rpt. for V.2/3

shep - herds and sheep!

3. 19 **D/A** 20 **A7** **D** 21 **D** 22 **A7**

(chorus repeat) The bo - ttom of the heap, the bo - ttom of the heap,

23 **D** **G** 24 **A7** **D** 25 **D/A** 26 **A7** **D**

that's where you start from, shep-herds and sheep! (much bleating as shepherds attempt to settle sheep and lambs!)

We'll Shine Through

Music and lyrics by Ian Faraday

Gently $\text{♩} = 100$

Voice

1 2 **F** **G7** 3 **C** 4 **C**

V.1. Some thing spec - ial's on the ho - ri -
V.2. spec - ial's on the ho - ri -
V.3. spec - ial's on the ho - ri -

Piano

mp

5 **G/B** 6 **F/A** 7 **C**

----- zon, far a - way and ou - t of sight. But we
----- zon, and we're not is, sure what it will be! But we
----- zon, what it is, we have - n't a clue! But we

8 **F** **G7** 9 **C** **Amin** 10 **F** **G7**

know good things come to those who wait, so we just smile and sit tight!
know good things come to those who wait, so we just smile and sit tight!
know good things come to those who wait, so we just smile and sit tight!

11 **C** 12 **F** **C** 13 **G7** **C** 14 **Dmin7** **G7**

Chorus One day, one day we'll make our mark in a

mf

diff - er - ent way. One day, one day we'll shine through, come what may.

1.2. 19 C 20 F G7 21 C

V.2/3 Some - thing shine through, come what may.

22 F C 23 G7 C 24 Dmin G7 25 C

Chorus repeat
One day, one day we'll make our mark in a diff - er - ent way.

26 F C 27 G7 C 28 F G7 29 C

One day, one day we'll shine through, come what may.

rit.

Market Day

Music and lyrics by Ian Faraday

With a spring in the step!

$\text{♩} = 95$

Voice

Piano

mf

1 Bb

2 F

3 Bb

C

4 F

5 Bb

6 F

7 Bb

8 F

9 Bb

10 F

11 G7

12 C

13 Bb

14 F

15 Bb

16 F

V.1. (All)

V.2. (Traders)

V.3. (All)

The
We've
The

streets are ve - ry bu - sy, they've come a - live to - day, as
got fan - tas - tic bar - gains and no - thing is too dear. No
mar - ket smells and noi - ses are diff - rent, you can tell! But

folk a - rrive at mar - ket to see what's on dis - play. Just
ma - tter what you're af - ter, you'll al - ways find it here! Just
that's what makes it spe - cial for those who buy or sell. Just

take a look a - round you, there is so much to see, there's
take a look a - round you, there is so much to see, there's
take a look a - round you, there is so much to see, there's

17 **Bb** 18 **F** 19 **Bb** **C** 20 **F**

no place more ex - ci - ting, no place we'd ra - ther be!
 no place more ex - ci - ting, no place we'd ra - ther be!
 no place more ex - ci - ting, no place we'd ra - ther be!

21 **Bb** 22 **F** 23 **Bb** **C** 24 **F**

Chorus
 Mar ket day! Mar ket day! The best day of the week!

25 **Bb** 26 **F** 27 **Bb** **C** 28 **F** **D.C. for verses 2/3**
 (repeat chorus last time)

Mar ket day! Mar ket day! Come down and take a peek!

A gentle lilt $\text{♩} = 80$

A Place To Stay

Music and lyrics by Daisy Bond and Ian Faraday

Voice **C** **G7** **C** **G7** **C** **C** **Amin7**

Piano **mf**

V.1. Ma - ry and Jo - seph have
V.2. Ma - ry and Jo - seph have
V.3. Ma - ry and Jo - seph have

1 2 3

4 **Dmin7** **Gsus4 G** 5 **Dmin7** **G7** 6 **C** **Gsus4 G7**

come to Beth - le - hem. They've jour - neyed on a long and dus - ty road.
 come to Beth - le - hem. They need to find some shel - ter in the town.
 come to Beth - le - hem. They're going to have a ba - by ve - ry soon!

7 **F** **C/E** 8 **Dmin7** **Gsus4 G**

Sitt - ing on a don - key for miles and miles and miles, and
 Ev' - ry - where keep is bu - sy and all the inns are full, The
 So they'll search - ing and and knock on lots of doors, and

9 **Dmin7** **F** 10 **Gsus4 G** 11 **C** **G/B** **Amin**

car - ry - ing a ve - ry pre - cious load.
 'va - cant' signs have all been ta - ken down. **Chorus** They've trav - elled a long, long way,
 try their ve - ry best to find a room.

mf

12 **Dmin7** **G7** **C** **G/B** **Amin** **Dmin7** **G7**

hun - gry, cold and tired. It's been a long, long, day, what would make it be - tter is a

15 **C** **G/B** **Amin** 1.2. **F** **Fmin** **C** **G7**

place to stay, a place to stay.

16 *mp*

1.2. **C** **G7** **C** 3. **F** **Fmin** **C** **G7**

18 a place to stay.

19 *mp*

21 **F** **Fmin** **C** **G7** **C** **G7** **C**

22 A place to stay.

23 *poco rit.* *a tempo*

Sparkling! ♩ = 150

A Marvellous, Magical Sky

Music and lyrics by Daisy Bond
and Ian Faraday

Piano

G D Emin C

1 2 3 4

mp

Voice

G D C C

5 6 7 8

V.1. What a

G D C C

9 10 11 12

mar - vell - ous, mag - i - cal sky! The

mf

G D C C

13 14 15 16

stars are com - ing a - live! They

Emin **Emin** **A** **A**

17 18 19 20

spark - le and shimm - er, glis - ten and gli - mmer - a

C **C** **D** **D**

21 22 23 24

mar - vell - ous, mag - i - cal sign, in a

C **D** **G** **G**

25 26 27 28

mar - vell - ous, mag - i - cal sky.

To CODA after V.1. repeat

Instrumental for dance

G **D** **Emin** **C**

29 30 31 32

mf

The musical score is written for piano in G major (one sharp) and 4/4 time. It consists of six systems of staves, each with a treble and bass clef. The score includes various musical notations such as notes, rests, and chords. Above the staves, chord symbols (G, D, C, Emin, A) are placed above specific measures. Measure numbers (33, 34, 35, 36, 37, 38, 39, 40, 41, 42, 43, 44, 45, 46, 47, 48, 49, 50, 51, 52, 53, 54, 55, 56) are placed at the beginning of each measure. A dynamic marking of *mf* (mezzo-forte) is present in measure 37. A repeat sign is used in measure 56, followed by the instruction 'Repeat then D.C. (take CODA cut)'. The score ends with a double bar line in measure 56.

Chord Symbols:

- Measures 33, 37, 41, 49, 53: **G**
- Measures 34, 38, 42, 50, 54: **D**
- Measures 35, 39, 43, 47, 51, 55: **C**
- Measures 45, 46: **Emin**
- Measures 47, 48: **A**

Measure Numbers: 33, 34, 35, 36, 37, 38, 39, 40, 41, 42, 43, 44, 45, 46, 47, 48, 49, 50, 51, 52, 53, 54, 55, 56.

Dynamic Marking: *mf* (mezzo-forte) in measure 37.

Repeat Sign: Located at the end of measure 56, with the instruction "Repeat then D.C. (take CODA cut)".

CODA

57 **G** *mp*

58 **D**

59 **Emin**

60 **C**

61 **G**

62 **D**

63 **C**

64 **C**

65 **G** *rit.*

66 **D**

67 **G** *p*

68 **G**

Rousing! $\text{♩} = 130$

Don't Be Afraid

Music and Lyrics by Daisy Bond
and Ian Faraday

Voice (All clap except Daniel, Naomi, Rachael & Eli)

Piano

1 **2** **3** **C** **D** **4**

5 **G** **6** **Emin** (All clap) **7** **C** **D7** **8** **G** **D** (All clap)

9 **G** **10** **Emin** (All clap) **11** **C** **Dsus4** **12** **G** (All clap)

13 **G** **D** **14** **Emin** **D** **15** **G** **Emin** **C** **D**

1. Don't be a - fraid! We bring good news for ev' - ry - one.
2. Don't be a - fraid! We bring good news for ev' - ry - one.
3. Don't be a - fraid! We bring good news for ev' - ry - one.

Don't be a - fraid! For Je - sus has been born!
Don't be a - fraid! For Je - sus has been born!
Don't be a - fraid! For Je - sus has been born!

Born to - night, un - der the light of a shi - ning new star!
Seek a babe, swad - dled and laid in a man - ger of hay.
Join with us, si.....ng with us, let God's na - ame be praised!

mf

G C G **G D** **Emin D**

16 Born to - night, un - der the light
 Seek a babe, swad - dled and laid
 Join with us, si.....ng with us,

G Emin C D G **C G C** **D**

19 of a shi - ning new star!
 in a man - ger of hay.
 let God's na - ame be praised!

20 He's born to - night
 Go seek a babe,
 Come join with us

Emin D **G Emin**

23 un - der the light
 swad - dled and laid
 and sing with us,

24 of in a
 let a
 God's

Amin Dsus4 D7 G **G** **Repeat for V.2/3 then ON**

26 shi - ning new star!
 man - ger of hay.
 na - ame be praised!

27

28

The musical score is written for a vocal line and a piano accompaniment. The key signature is one sharp (F#), and the time signature is common time (C). The score is divided into four systems, each with a vocal staff and a piano staff. Chord markings are placed above the vocal staff. The lyrics are written below the vocal staff. The score includes measures 16 through 28. The piano part features various musical notations including eighth notes, quarter notes, and chords. The score ends with a repeat sign and the instruction 'Repeat for V.2/3 then ON'.

C **D** **Emin** **D**

29 30 31 32

He's born to - night un - der the light
Go seek a babe, swad - dled and laid
Come join with us and sing with us,

cresc.

G **Emin** **Amin** **Dsus4** **D7** **G** **G** (All clap)

33 34 35 36

of a shi - ning new star!
in a man - ger of hay.
let God's na - ame be praised!

f

The musical score is written for a vocal line and a piano accompaniment. The key signature is one sharp (F#), and the time signature is common time (C). The score is divided into two systems. The first system covers measures 29 to 32, with chords C, D, Emin, and D. The second system covers measures 33 to 36, with chords G, Emin, Amin, Dsus4, D7, G, and G. The piano part includes a crescendo marking in measure 30 and a forte (f) marking in measure 33. The vocal line includes lyrics for each measure. The score ends with a double bar line in measure 36, followed by the instruction '(All clap)'.

Gently $\text{♩} = 75$

God's Gift

Music and lyrics by Daisy Bond

Piano

1 **E** 2 **B** 3 $\frac{5}{3}$ **A** 4 **E**

The piano introduction consists of four measures. The first measure is in E major (E-G#-B) with a mezzo-piano (mp) dynamic. The second measure is in B major (B-D#-F#). The third measure is in A major (A-C#-E) with a triplet of eighth notes. The fourth measure is in E major (E-G#-B) with a wavy line indicating a tremolo effect. The bass line is marked 'legato' and follows a similar harmonic structure.

Voice

5 **E** 6 **A** 7 **Bsus4** 8 **B**

V. 1. This is God's gift to the world.
V. 2. This is God's gift to us all.
V. 3. This is God's gift to the world.

Measures 5-8 feature a vocal melody and piano accompaniment. The piano part continues the harmonic progression from the introduction. The vocal melody is in E major for measures 5-6, moves to A major for measure 7, and returns to B major for measure 8. The lyrics are provided for three different vocal parts (V. 1, V. 2, V. 3).

9 **E** 10 **A** 11 **Bsus4** 12 **B**

This is God's gift to the world. To
 This is God's gift to us all. A
 This is God's gift to the world. For

Measures 9-12 continue the vocal melody and piano accompaniment. The piano part maintains the harmonic structure. The vocal melody is in E major for measure 9, moves to A major for measure 10, and returns to B major for measures 11 and 12. The lyrics are provided for three different vocal parts.

13 **C#min** 14 **G#min** 15 **A** 16 **B**

show how he loves each one of us,
 new ba-by boy brings peace and joy,
 e-ver we'll be hap-py and free,

Measures 13-16 conclude the piece. The piano part features a change in harmony to C# minor for measure 13, G# minor for measure 14, and returns to A major for measure 15 and B major for measure 16. The vocal melody follows this harmonic progression. The lyrics are provided for three different vocal parts.

17 **E** 18 **A** 19 **Bsus4** 20 **B**

this is God's gift to the world.
 this is God's gift to us all.
 this is God's gift to the world.

21 **A** 22 **B** 23 **E**

This is God's gift to the world.
 This is God's gift to us all.
 This is God's gift to the world.

To CODA after Verse 3. \oplus

24 **B** 25 **A** 26 **E** 27 **E**

world.

28 **B** 29 **A** 30 **E**

CODA

Repeat for V.2/3 then CODA cut \oplus