

# COPYRIGHT AND LICENSING

## PLEASE READ THIS IMPORTANT INFORMATION BEFORE PLANNING YOUR PERFORMANCE

Under the Copyrights, Designs and Patents Act (1988), it is a legal requirement for schools to comply with copyright law, and ensure they hold the correct licences for performing musicals. As experienced teachers ourselves, we understand that time restraints and lack of advice can sometimes mean this aspect of your production is not dealt with, or that the details and requirements are not fully understood. We therefore try to make the process of licensing your performances as simple as possible.

### General Guidelines

You are free to use any of our material for all classroom teaching purposes and for performances within school to only pupils and staff. However, if our musicals are to be performed to an audience other than pupils and staff from your school (eg. parents or other people from the wider community) then a performance licence must be obtained directly from Edgy Productions.

---

### Performance of Musicals

The performance of works involving drama, movement, narrative or spoken dialogue requires a title and date specific licence from the copyright holder/publisher – in this case Edgy Productions. The requirement for a licence is irrespective of admission charges. **Your PRS, PPL, CCLA or any equivalent local authority-issued licences do not cover you for such performances.**

A performance licence from us will permit the holder to do the following:

- Perform a musical up to 5 times in one academic year, to a public audience, within your school.\*
- Reproduce song lyrics on paper or for display on interactive whiteboards or similar screens.
- Photocopy the script and score for the cast to learn lines, and musicians to play the songs.

\* **If you are performing outside of your school premises, for example in a local theatre, please contact us as further conditions apply. For more information, visit [www.edgyproductions.com/licences](http://www.edgyproductions.com/licences)**

---

### Audio and Video Recordings

If you wish to make an audio or video recording of the performance of any of our musicals, you will need an additional **recording and duplication licence** from Edgy Productions. This will also allow you to make and sell copies of your recordings if you wish to do so. We no longer request that you pay a commission to us on the money you raise from the sale of recordings.

---

### File Sharing

You are not permitted to share any of our copyrighted material, either in printed form, on disc or in digital file format, with anyone who is not a pupil or teacher within your school or organisation. We will take immediate action should an incident of illegal file-sharing be reported or discovered.

---

You can, of course, phone or email us for advice – we are more than happy to discuss all your licensing needs.

Tel: 01858 288081

Email: [info@edgyproductions.com](mailto:info@edgyproductions.com)

# PERFORMANCE LICENCE APPLICATION FORM

For any performance of any part of 'Aspects Of Christmas' to an audience other than staff and children (eg. to parents), a valid performance licence from Edgy Productions must be held. Please note, your PRS, MCPS, CCLI or similar local authority-issued licence does not cover you for this. **Unless you purchased an instant performance licence and/or a recording & duplication licence when you bought this production pack, please ensure you complete and return this form at least 28 days before your first performance:**

- by post – Edgy Productions, 8 Roman Way, Market Harborough, Leicestershire LE16 7PQ
- by FAX – 0845 833 33 49
- by email – [info@edgyproductions.com](mailto:info@edgyproductions.com)

**The performance licence will permit the holder to do the following:**

- Perform a musical up to 5 times in one academic year, to a public audience, within your school.\*
- Reproduce song lyrics on paper or for display on interactive whiteboards or similar screens.
- Photocopy the script and score for the cast to learn lines, and musicians to play the songs.

**Contact name:** .....

**Name of school / organisation:** .....

**Address:** .....

..... **Postcode:** .....

**Tel:** ..... **email:** .....

**Number of performances:** ..... **Performances Dates: from** ..... **to** .....

By ticking, select one of the performance licence options below:

**Standard Performance Licence** ☐ **£30.00** (including VAT)  
(no admission charged and no tickets sold)

**or**

**Performance Licence with charges** ☐ **£36.00** (including VAT)  
(admission is charged and/or tickets are sold)

☐ \* Tick if you are performing outside your school premises, for example in a local theatre, as further conditions apply – see [www.edgyproductions.com/licences](http://www.edgyproductions.com/licences)

If you are recording any performance, and/or selling copies of the recording, you will **also** need a recording and duplication licence.

**Recording and Duplication Licence** ☐ **£30.00** (including VAT)

By ticking, select one of the payment options below:

☐ **I enclose a cheque for £..... made payable to Edgy Productions Ltd**

☐ **Please send me an invoice for £..... (payment terms 30 days)**

**Writers rely on payments from public performances for their livelihoods.  
Please ensure they receive their dues.**



# PLOT SUMMARY

After the school bell rings (**song – *Ring The Bell***) to signal the end of the Autumn term, five friends stop off at the park on their way home. With the 'big day' not far off, they talk enthusiastically about what the holidays have in store. With their conversation as a backdrop we witness different families in some very recognisable, often hilarious situations, as each aspect of Christmas is discussed.

The first family's excitement at putting up the Christmas tree is slightly clouded by the fact that it seems to have got considerably shorter after a year in the loft! Still, Dad's frustration keeps the rest of the family smiling while Mum solves the mystery of the shrinking tree. (**song – *Our Christmas Tree***)

The children of the second family we meet are eager to get to bed on Christmas Eve, not only so they can get up exceptionally early the next morning, but so they can leave Mum and Dad, and the exuberant Uncle Ted and Aunt Rita, to enjoy a 'little drink' downstairs. (**song – *I Wish That Time Could Fly***) As the evening and night draw on, they are filled with that familiar excitement and anticipation about what Christmas morning will bring.

Bright-eyed and bushy-tailed (despite not sleeping), children in pyjamas and dressing gowns then hit the stage, eager to see what's under the tree! They don't have to wait long, and quickly dive in and start unwrapping .....and rapping! (**song – *The Christmas Gift Un-Rap***)

Then it's time for lunch, which for our next family is a feast of the highest calibre. Mum's on a diet though, and is resisting the temptation to over-indulge.....at least that's what she's told everyone! (**song – *Get Stuck In***)

Next it's a flash-back to the early 1970s, when according to the 'older generation', it snowed every Christmas.....and chicken tasted like chicken, and children behaved themselves, and summers were always hot! As Mum and Dad enjoy the vibe of the groovy new seven-inch single they've bought, their children, Harmony and Wildflower, spot the chance to escape to the garden and literally 'chill out'! (**song – *It's Snowing***)

The final family we meet reminds us that there is a gentler side to Christmas, in which we find the reason behind all the celebrations and fun. (**song – *Born On Christmas Day***) Having said that, they round off proceedings by inviting the neighbours over for an all-singing, all dancing, turkey sandwich-feasting knees-up, (**song – *Party On***) reminding us that 'in less than fifty-two weeks it starts all over again! Yeh!'

# CHARACTERS

(Speaking parts in order of appearance)

For a  
character  
line-count &  
costume  
suggestions  
see p25

**5 School Children** – *looking forward to the Christmas holidays*

## **Family 1**

**Dad** – *his DIY skills leave a lot to be desired*

**Sally & Joe** – *unearthing the mystery of the shrinking Christmas tree*

**Mum** – *providing the ‘missing piece’ to the puzzle*

## **Family 2**

**Katie & Ali** – *eager to get to bed*

**Mum & Dad** – *even more eager for them to go to bed*

**Uncle Ted & Auntie Rita** – *mistletoe-toting party animals*

## **Family 3**

**Grandma & Grandpa** – *enjoying being well ‘catered’ for*

**Dad** – *keeping an eye on mum’s food intake*

**Mum** – *counting the calories....apparently*

**Thomas & Anna** – *impressed with mum’s will-power*

## **Family 4** (from the early 70’s!)

**Mum & Dad** – *creating a cool Christmas vibe....man*

**Harmony & Wildflower** – *Scalextric and snow-loving children*

## **Family 5**

**Mum** – *on a quest to conquer a mountain of dirty dishes*

**Sam** – *enjoying some ‘me time’ on the sofa*

(Ensemble Characters – for featured songs and choreography)

**School Children**

**Pyjama-ed kids**

**Diners**

**Carol Singers**

**Party-goers**

**Please note that most of the following scenes have been written using characterisation of a stereotypical family set-up. However, the script and song lyrics can be easily adapted to represent a range of families. Mums and dads can be substituted for grandparents, aunts and uncles or siblings, depending on the circumstances you wish to represent. You will be aware of any sensitive issues with regard to your children's family situations, so please feel free to change the details as you see fit.**

## Scene 1

*(To one side of the main stage is a smaller stage, on which stands a bench – **see staging suggestions/scenery p23**. The main stage has school chairs and perhaps two or three tables, to represent a classroom. The school children enter, carrying bags, coats, hats, scarves etc. They sit on, stand on, and dance around the chairs and tables whilst singing the opening song.)*

### **Song Ring The Bell** *(tracks 1 & 9, lyrics p15)* *(School Children supported by whole cast)*

*(When the song finishes, play the **intro music (track 10)** to allow the main stage to be cleared of the tables and chairs. All but five children exit. Fade the music when ready.)*

**Child 1** I can't believe it! It's the end of term!

**Child 2** Which means...(thinking)...now how does the bloke on that song say it?  
*(with an enthusiastic Noddy Holder impression)* IT'S CHRIIIIIIIISTMAS!

**Child 3** We'll be hearing that song a hundred times over the next few weeks!

**Child 4** Are you guys walking home? Shall we go across the park?

*(They move towards the side stage.)*

**Child 5** OK, but can we have a sit down? I'm exhausted. It's been a long term!

*(They sit on the park bench.)*

**Child 1** Well, I can't stay here too long. We're putting our Christmas tree up this evening, and I wouldn't miss it for the world! It's one of my highlights of the year.....

*(The action, to feature Family 1, moves to the main stage. Sally and Joe enter, carrying a box of tree decorations, and kneel centre stage. Dad enters, carrying the top half of an artificial Christmas tree in a stand – **see staging suggestions/props p24**. He stands the tree between the children then kneels down with them. The tree should be about head height when all are kneeling.)*

**Dad** There! Our Christmas tree! Woken up from its hibernation in the loft, carefully put together, and brought downstairs to add some glamour to the room! It's a beauty, isn't it?

**Sally** If you say so! *(scrutinising the tree)* Dad, has it shrunk since last year?

**Dad** Of course it hasn't, Sally! You've just grown a lot!

**Joe** Dad, it's definitely shrunk! We'll never fit all these decorations on it!

**Dad** It's exactly the same size as it's always been, Joe! Now come on, let's get decorating!

**Sally** *(carefully placing a bauble)* I love all this! Getting out the baubles and tinsel and carefully putting them on the branches.

**Joe** *(haphazardly throwing tinsel at the tree)* Me too! It takes precision and concentration!

**Dad** *(holding up a decorative model fairy)* Look! The fairy! Why don't you take a wing each and pop it on the top of the tree.

*(Sally and Joe take the fairy and stand up. They are taller than the top of the tree!)*

**Sally** It's definitely shrunk! Last Christmas I had to stand on tiptoe to reach the top!

**Dad** I'm telling you, this tree has not shrunk!

**Joe** In which case I've grown nearly a metre in a year! As if!

**Dad** Well, I always say your mum feeds you too much!

**Sally & Joe** DAD!!

**Dad** *(still kneeling)* Look! For the last time, there is absolutely no way that this tree is a single centimetre shorter than it was last year, or the year before that, or the year before that! I should know. Every Christmas I carefully lay out the pieces then lovingly put them together one by one. I know this tree like the back of my hand!

*(During this rant Mum has entered, unnoticed by Dad, holding the bottom part of the tree!)*

**Mum** *(stifling a giggle)* Errm...I found this in the loft, love! I thought it might come in useful!

*(Dad turns and gives a classic double-take! Sally and Joe laugh and hand him the fairy.)*

**Sally** Here you are, Dad. You can do the honours this year – you deserve it!

*(As the opening bars of the next song begin, and the whole cast stand to sing, the family laugh together and a smiling Dad puts the fairy on top of the tree!)*

## **Song Our Christmas Tree** *(tracks 2 & 11, lyrics p16)*

*(Family 1 supported by whole cast)*

*(When the song finishes, play the **intro music (track 12)** to allow the main stage to be set for the next scene. Fade the music when ready.)*

## Scene 2

*(One half of the main stage now represents the living room of 'Family 2', with a sofa and two armchairs – simply put throws over single school chairs for the armchairs, and a larger throw over 3 school chairs for the sofa. There is a coffee table and a decorated Christmas tree – proper size if possible - with presents under it. The other half of the stage, or a space in front of it, has two beds – each simply a pillow and child's duvet, to represent a bedroom. See p23. The action begins back on the park bench.)*

**Child 1** Our tree's been up since November! My mum gets a bit eager where Christmas is concerned.

**Child 2** Most grown-ups do. It's a chance to relive their childhoods, I reckon!

**Child 3** And to let their hair down!

**Child 4** It's sherry, mistletoe and endless singing along to those old songs.

**Child 5** Yep! Certainly sounds like Christmas Eve at our house.....

*(The action moves to the main stage. Two children, Katie and Ali, sit on the sofa in dressing gowns. Mum and Dad sit in the armchairs. NB – if you're short on numbers this could be the same family as in scene 1 – simply change the names.)*

**Katie** I can't wait for tomorrow morning, Ali. I wish I could make the clocks go faster!

**Ali** Christmas day will be here soon enough, Katie. Well it will be for me – I'm planning on getting up at 3 o'clock in the morning!

**Dad** Ahem! I don't think so! I don't want anyone downstairs before 8 o'clock! That's when Christmas Day officially starts in this house.

**Mum** Besides, Uncle Ted and Auntie Rita are coming round this evening for a couple of drinks, so.....

**Katie** So you'll need a lie-in!

**Ali** You always have a lie-in when they've been round for a drink! Why?

**Mum** Don't be so cheeky! *(We hear a knock at the door)* Ooh! Here they are!

*(Uncle Ted and Auntie Rita 'explode' onto the stage! They are wearing paper hats and blowing party whistles! Ted has presents under one arm and a bottle in the other hand. Rita lets off a party popper!)*

**Ted & Rita** MERRY CHRISTMAS!

**Dad** And to you too! Come on kids, off the sofa. Let Ted and Rita sit down.

**Ted** *(putting the presents and bottle on the table)* Hang on! Before we sit down.....  
*(he takes some mistletoe out of his pocket and holds it above his head).....who's for a Christmas smacker?!*

*(Katie and Ali give an exaggerated yawn, pretending to be tired! They back out of the room!)*

**Katie** Oh, is that the time? Come on Ali, we should have been in bed ages ago!

**Ali** Errrr....yes....*(pretending to yawn again)*...early to bed, early to rise!

**Dad** Not too early, remember! Night night!

*(They all say 'Goodnight' Ted and Rita sit down and Katie and Ali come to front of the stage.)*

## **Song I Wish That Time Could Fly**

*(tracks 3 & 13, lyrics p17)*

*(Pyjama-ed kids and party-goers, supported by whole cast)*

*(As the song finishes Katie and Ali lie down in the beds. The grown-ups pour themselves a drink. Mum and Dad put party hats on.)*

**Mum** Well, that's the children out of the way!

**Rita** You won't hear a peep out of those two 'til morning now. They looked exhausted. Anyway *(raising her glass)*. Cheers everyone! Bottoms up!

*(The lights are dimmed and we hear **harp music (tracks 14)** to show the passage of time. The lights come up again and the adults are asleep in uncomfortable positions. Ted snores and the children sit up in bed.)*

**Ali** Katie, are you still awake?

**Katie** Uncle Ted's a very loud snorer.....of course I'm still awake!

**Ali** What do reckon was in those parcels they brought round?

**Katie** Well, I guess we'll find out in the morning.....if morning ever comes!

**Ted** *(suddenly waking up)* Eh! What! Where am I? *(smiling to himself)* Great party! *(whispering)* Rita! Rita! It's nearly midnight. Time to go.

**Rita** *(waking up)* Eh! What! Where am I? *(then smiling to herself)* Great party!

*(They exit, slightly unsteadily! Mum and Dad are still asleep.)*

**Ali** Katie, are you still awake?

**Katie** Yes, Ali. Of course I am!

**Ali** Well, it's quiet downstairs, so they must have gone! Come on.....!

*(They tiptoe across to the living room towards the presents, and cautiously reach for one each. Just as they are about to touch them, Mum and Dad wake up and both say.....)*

**Mum & Dad** BED!

*(As the **intro music (track 15)** plays, Mum and Dad exit unsteadily and the children return to bed. The stage is re-set for the next scene. When ready, fade the music.)*



## Scene 3

*(The main stage is cleared of all furniture. The Christmas tree stands centrally – see p23 – and around it are lots of wrapped presents – the more there are the better the effect! The action once again centres on the park bench.)*

- Child 1** Ah yes! Christmas morning! The most thrilling few hours of the year!
- Child 2** All the waiting and being patient – that takes some effort, but it's worth it!
- Child 4** There's something that's always puzzled me though; why is it that the carrot you left out for the reindeer only has a bite taken out of it, but the glass of sherry or beer you left for Santa is completely empty?!
- Child 5** *(sarcastically)* Oh, I've no idea! All that climbing down warm chimneys must really give him a thirst!
- Child 1** Or rather all the Christmas Eve excitement really gives your dad a thirst!
- Child 2** Who cares who's got thirsty doing what! Not me – not when there are presents to unwrap!
- Child 3** Oh, I can hardly wait! Feeling every parcel to try and guess what's inside! Hoping the small soft one, which is obviously socks, isn't for me!
- Child 4** And that sound of ripping paper – *(mimicking the Tss-chee sound)* There's nothing like it.....

*(The stage is invaded by lots of children in pyjamas and dressing gowns. During the next song different groups can 'pass-the-parcel' in time to the beat. Different parcels can be opened to reveal various gifts, and by the end there should be a lot of paper on the floor!)*

## Song The Christmas Gift Un-Rap

*(tracks 4 & 16, lyrics p18)*

*(Pyjama-ed kids supported by whole cast)*

*(Intro music plays (track 17), to allow the cast to resume their seats and the stage to be cleared and re-set for the next scene. When ready, fade the music.)*

## Scene 4

*(The main stage is the dining room of 'Family 3'. A dining table is set up centrally – see p23. The Christmas tree is moved to one side. The action returns to the bench.)*

- Child 5** Anyone got anything to eat? I'm a bit peckish.
- Child 1** *(peering into school bag)* I can stretch to a half-eaten egg sandwich, or some sweet corn I scraped off the pizza slice from my packed-lunch.

**Child 2** Sweet corn on Pizza! That's horrible! *(taking a packet of crisps from bag)*  
Here, you can have these. I don't want them – they're fattening!

**Child 3** Are you on a health-kick? My mum's always doing that, trying out some new diet or other! She started her latest one yesterday!

**Child 4** Surely not! If there's one time of year to forget that nonsense, it's Christmas.....

*(The action moves to the main stage. Two children, Mum, Dad and two grandparents sit round the table, wearing party hats. They have just finished eating, but all have left a bit of food on their plates, and plenty is left in the serving dishes. They put down their knives and forks, sit back and puff out their cheeks, contented and full.....all except Mum.)*

**Grandpa** Well I can't eat another mouthful! That was delicious.

**Grandma** Ooh yes, and so much nicer when someone else has cooked it for you. Thomas, Anna, your Mum's a great cook!

**Dad** *(to Mum)* Thanks, love. It was great. It's just a shame you didn't eat very much.

**Mum** Well, I'm being 'good'. I'm not going to shed those pounds tucking into great big portions like you lot.

**Thomas** I think you're doing really well, Mum. You should be proud of yourself.

**Anna** Especially as there's trifle for pudding! Not an easy time for a diet if you ask me!

**Mum** Yes, it does take a lot of will-power. Now, you all go in the lounge and watch TV while I clear this up. I'll call you when pudding's ready.

**Dad** Sounds good to me! But are you sure you don't want a hand?

**Mum** No, no! You go and relax.

**Dad** OK, come on you lot – the Queen's on in a minute.

*(They exit, leaving Mum at the table. She watches them go, then starts to clear the plates.)*

**Mum** Oh look, Anna's left a chipolata.....*(sneakily eating it)*....seems a shame to throw it away. Oh, and Grandma's not finished her mash.....*(eating a spoonful)*....it'll just clog up the dishwasher. And I don't know what Thomas has against turkey.....*(chomping on a turkey leg)*....Mmmm, they're right – it is delicious!

*(She spends a moment or two tucking into the leftovers, the ecstasy evident on her face! NB - continue this for as long as your audience is laughing! She then stacks the plates and carries them off. She returns with a tray on which there are five dishes and a big bowl of trifle. She puts it down on the table and dishes-up. For every spoonful she puts in each of the bowls, she eats a spoonful herself. This will be funnier if she uses a large serving spoon. Again, continue this for as long as possible. She then eats one final spoonful.)*

**Mum** (calling out with a mouthful of trifle) PUDDING'S READY!

*(She quickly swallows and wipes her mouth. The others return and sit down. Mum hands them a bowl each.)*

**Grandpa** This looks delicious too!

**Grandma** You really are spoiling us!

**Thomas** Yippee! Trifle! Sponge, fruit, custard and cream!

**Anna** All topped off with grated chocolate!

**Dad** Are you not having any, love? Not even a bit?

**Mum** Are you kidding? With all those calories! I told you....*(guiltily)*....I'm being 'good'!

## **Song Get Stuck In** *(tracks 5 & 18, lyrics p19)* *(Family 3 supported by extra diners and whole cast)*

*(Intro music plays (track 19), the cast to resume their seats and the stage is cleared and re-set for the next scene. When ready, fade the music.)*

## **Scene 5**

*(This is the living room of 'Family 4' – set in the early 1970s! Re-create the set-up from scene 2 – **see p23** – but without the beds, and using flowery throws and maybe a lava-lamp on the coffee table! In short, think hippies! The action again moves to the bench.)*

**Child 1** (shivering) Brrrrr....it's getting a bit nippy.

**Child 2** Do you think it'll snow? Wouldn't it be great if it snowed on Christmas day!

**Child 3** That'll never happen. When was the last time you remember it snowing at Christmas?

**Child 4** Well, my mum told me that when she was a girl, back in the 1970s, it quite often used to snow at Christmas! And apparently the summers were always hot too.

**Child 5** And chicken tasted like chicken, and kids did as they were told! Yeah, right!

**Child 1** Wow! Snow at Christmas? That must have been awesome.....

*(The action moves to the main stage. The two children, Harmony and Wildflower, are sitting on the floor fixing together Scalextric track pieces. Slade's 'Merry Christmas Everybody' plays loudly as Mum and Dad enter, dancing! All are dressed in 70's clothes – **see staging suggestions/costumes p25**....70's wigs optional!)*

**Mum** Hey, this is such a groovy tune.

**Dad** Far-out! And we're the first in the street to own the seven-inch!

*(They carry on dancing as Harmony exits. The music suddenly stops and Harmony returns and sits back on the floor.)*

**Mum** Hey, Harmony, why did you turn it off? You've killed the vibe.

**Harmony** Because, Mum, you've been playing it all day! I'm tired of it!

**Dad** That's heavy! Hey, Wildflower, you were digging the sounds weren't you?

**Wildflower** Not really, Dad. We're trying to play with our new Christmas present, and that racket was a bit off-putting.

**Mum** Oh...we're really sorry, you guys. We didn't realise.

**Dad** Well why don't we all play together? Let's build a really far-out track!

**Mum** Groovy!

*(They build the Scalextric together, Mum and Dad humming the song! Suddenly, Wildflower points and rushes to the front of the stage.)*

**Wildflower** Hey! Look out the window! It's snowing. Harmony, let's get our gear on and go outside and play.

**Harmony** We can build a snowman then have a snowball fight! Come on!

*(The children exit.)*

**Dad** Man, what's the big deal? It's only snow.

**Mum** I know, but they're young. It's still a real far-out treat for them to get to play in the snow on Christmas day. Imagine if we didn't have snow at Christmas – what a downer that would be.

**Dad** You're right. Hey, what do you say, let's put our ponchos on and go and join them in the garden.

**Mum** Groovy!

*(Mum and Dad slip on their ponchos and are joined back on stage by the children.)*

## **Song It's Snowing** *(tracks 6 & 20, lyrics p20)* *(Family 4 supported by whole cast)*

*(Intro music plays (track 21), the cast to resume their seats and the stage is re-set for the next scene. When ready, fade the music.)*

## Scene 6

*(This is the living room of 'Family 5', set up similar to scene 5 – **see p23** – but with different throws to show it's a different era, and a TV set - \*see below. The action returns to the bench. Child 5 is humming the tune to 'Silent Night' or a similarly popular carol. The others nonchalantly join in one by one, singing the words until they've completed a verse.)*

**Child 1** Ha! That was cool. We should form a band!

**Child 2** As long as you're not the lead singer!

**Child 3** I'd forgotten how much I enjoy singing Christmas carols. They make me feel all....well.....Christmassy!

**Child 4** It's amazing, we wouldn't have all the presents and glitzy stuff if it wasn't for the story those Christmas carols tell.

**Child 5** I know. It's so easy to get caught up in the fun and forget the real reason why we're celebrating.

*(The action moves to the main stage. Sam is lying on the sofa, holding a TV remote control.  
\* If you wish, you could have a TV set on stage, facing the sofa, or if not its presence can be implied. Mum enters wearing rubber gloves and sits next to Sam.)*

**Mum** *(sighing)* Well Sam, the dishes are done, the roasting trays are soaking and the pans can wait 'til later. Thanks for your help, by the way.

**Sam** Oh, that's OK, Mum. Glad to be of service.

**Mum** I was joking! Putting your dirty plate in the sink and sloping off to the sofa is not really what I'd call help! Right, I'd better crack on with making the turkey sandwiches for later.

*(She exits and Sam continues clicking the remote control. We hear the sound of **changing channels (track 22)**, until Sam settles on a programme in which we hear a choir singing Silent Night.)*

**Sam** I really like this one. Hey mum, come and look!

**Mum** *(returning)* Yes, love? What is it? *(recognising the song)* Oh! It's my favourite. *(She sits on the sofa.)* This takes me back to when I was a girl. We'd go out carol singing every Christmas.....

*(The carol-singers enter and stand at the front of the stage. Fade Silent Night when all are ready for the next song.)*

## **Song Jesus Is Born Today** *(tracks 7 & 23, lyrics p21)*

*Carol-singers supported by whole cast)*

*(Intro music plays (track 24), to allow the cast to resume their seats. Mum and Sam stay on the sofa. When ready, fade the music.)*

## Scene 7

*(The action returns to the bench. Child one looks at his/her watch.)*

- Child 1** Look at the time. I should have been home ages ago!
- Child 2** Me too! Come on you lot, let's get going.
- Child 3** Oh! Do we have to? It's been fun sitting here talking about Christmas.
- Child 4** Well instead of talking about it, let's get home and start enjoying it!
- Child 3** Yeah, I suppose you're right.
- Child 5** Good! Have we got everything? Bags, coats....? Right, last one to the park gate has to give all their Christmas presents away! Race ya!

*(They exit in a hurry. The action returns to the main stage. Mum and Sam are on the sofa.)*

- Mum** OK, I'll go and get the turkey sandwiches. I hope you're hungry!

*(She exits and returns with a huge plate of sandwiches which she puts on the coffee table!)*

- Sam** Mum! How many have you made?! You and I won't even make a dent in that pile!

- Mum** I know.....which is why I've invited all the neighbours round for a party! Let's end the day in style! We've got the karaoke machine, your new board-games.....

- Sam** And plenty to eat and drink! Brilliant! Ooh...(standing up)...I think I hear them at the door now!

*(All the families from previous scenes, plus more party-goers, burst onto the stage, led by Uncle Ted – the 1970's family will obviously now need to be dressed in modern clothes. All wear party hats and blow party whistles.)*

- Ted** Did I hear somebody say 'party!' Come on everyone... *(pulling a party-popper)*...let's get this place swinging! Merry Christmas, one and all!

- All** MERRY CHRISTMAS!

**Song Party On** *(tracks 8 & 25, lyrics p22)*

*(Whole cast)*

# THE END



# Ring The Bell

**Verse 1** The Autumn term is very nearly done,  
And here, at school, we've all been having loads of fun!  
We want to go - we're ready to explode!  
It's time to think of Christmas and to enter party mode!

**Chorus** *Ring the bell! Ring the bell!  
It's the sound that everybody wants to hear.  
When we do, all our crew  
Will accompany it with one enormous cheer.  
Let us out! Let us out!  
There is really no excuse to keep us in.  
Face the door, stand on your starting blocks  
And the count-down will begin!*

**Verse 2** We think we've worked quite hard, as working goes.  
We could do more, that's something every teacher knows!  
So we deserve to take a well-earned break.  
The staff are owed some time off too, if they can stay awake!

**Chorus** *Ring the bell.....*

**Verse 3** Stand up! Sit down! We don't know what to do.  
This term has been so long – the end is overdue.  
But soon they'll give the signal to escape.  
Those thoughts of Christmas holidays are really taking shape!

**Chorus** *Ring the bell.....*

10, 9, 8, 7, 6, 5, 4, 3, 2, 1.....(pause to let drum roll finish...)

(School bell rings) HOORAY!

**Repeat** *Face the door, stand on your starting blocks  
And the count...down...will... be...gin!*

# Our Christmas Tree

**Verse 1** My dad went up into the loft  
To find our Christmas tree.  
Mum heard him shouting,  
So we rushed upstairs immediately.  
He was suspended from the hatch,  
Legs dangling in the air!  
We chuckled through our hands before  
We helped him down from there!

**Chorus** *What would any Christmas be  
Without our dear old Christmas tree?  
Such a cheerful, festive sight  
Is guaranteed to spread delight.*

**Verse 2** Assembling it was quite a job,  
As we found to our cost.  
Though each branch had a colour-code,  
Instructions had been lost!  
We confidently fitted all  
The bits we had, but then  
Another box was found and so  
We had to start again!

**Chorus** *What would any Christmas be.....*

**Verse 3** The hours passed – at last our tree  
Was ready to be dressed.  
We decorated it with tinsel,  
Baubles and the rest.  
But then the lights refused to work  
And dad began to shout.  
Next year he'll buy a fibre-optic,  
That should sort us out!

**Chorus** *What would any Christmas be.....*

**Repeat Chorus**



# I Wish That Time Could Fly

**Verse 1** We've got people coming round  
For drinks on Christmas Eve ?  
Just a little tippie,  
That's what we're led to believe!  
It's my Auntie Rita  
And my favourite uncle Ted.  
The bad news is that kids like me  
Will have to go to bed!

**Chorus** *Everything is ready now,  
Tomorrow's the big day.  
We've got lots of scrumptious things,  
The best are locked away!  
Christmas Eve is here,  
The hours are slowly ticking by.  
Waiting is the hardest bit –  
I wish that time could fly!*

**Verse 2** That's the door! The guests are here!  
I'll go and say hello.  
Just a mo, grown-ups need time  
To get past mistletoe! (*Kiss noise*)  
What's that great big box  
That Uncle Ted has, in a bag?  
Looks like a present!  
Maybe it's got my name on the tag!

**Chorus** *Everything is ready now.....*

**Verse 3** I've been good and smiled a lot;  
I'm off to get some sleep.  
S'pose I'll lie awake for hours,  
So I'll try counting sheep!  
But my brain is racing  
With a single thought, you see.  
It's Uncle Ted's mysterious box –  
I hope that it's for me!

**Chorus** *Everything is ready now.....*

**Repeat** *Christmas Eve is here,  
The hours are slowly ticking by.  
Waiting is the hardest bit –  
I wish that time could fly!*

# The Christmas Gift Un-Rap

## Verse 1

*(Chant)* Tss, chee, tss-tss chee, tss, chee, tss-tss chee,  
Tss, chee, tss-tss chee, tss, chee, tss-tss chee!!  
*(Rap)* Here's a change from singing a song.  
Different but come along,  
Hands together, time to clap  
And hear our 'Christmas Gift Unwrap'!  
Look straight at your Christmas tree,  
Underneath it you can see  
Piles of parcels – different sizes,  
Full of treats and nice surprises!

**Verse 2** Tss, chee.....  
Waiting for the word to go.  
Eye-ball all those presents, so  
Which are yours? You know you'd like  
That big one, down there on the right!  
There's a package, bottle-shaped,  
With a gift-tag sello-taped.  
Guess whose name will be on that.  
Won't be yours and that's a fact!

**Verse 3** Tss, chee.....  
Get the nod and jump right in,  
Make your choice then you begin!  
Mmm, the first one's labelled 'Dad',  
Pass it on and don't get mad!  
Next one says 'To Dad from Mum'.  
Two for him – you've not had one!  
Wait your turn and be polite,  
In the end you'll be alright!

**Verse 4** Tss, chee.....  
Finally you see your name.  
Several gifts are marked the same!  
Eyes light up, you start to smile,  
Suddenly it's all worthwhile!  
Front room floor's a total mess –  
Santa came to the right address!  
Clear up when dad's had his nap,  
To end your 'Christmas Gift Unwrap'!  
Tss, chee.....

# Get Stuck In

**Verse 1** The smell of cooking fills our house,  
Nostrils are all twitching.  
Where's it from? It's obviously  
Coming from the kitchen!  
Tempting odours drift around,  
Mouths begin to water.  
Rich aromas tantalise the taste-buds –  
Well, they oughta!

**Chorus** *Get stuck in till you stick right out!  
That's what this is all about.  
Here's a chance to rest the diet,  
If you're on one, best keep quiet!  
After Christmas you can slim,  
Get yourself back into trim.  
Take our family's sound advice –  
Clear your plate, to be precise!*

**Verse 2** The grown-ups all have worked so hard  
Since the early morning.  
They look slightly bleary-eyed –  
We wonder why they're yawning!  
Veg was peeled and sauces made,  
Onions chopped for stuffing.  
We just grinned and tried to get away  
With doing nothing!

**Chorus** *Get stuck in.....*

**Verse 3** The feasting starts, there's loads of noise –  
Corks and crackers popping.  
When it ends we're not too sure;  
The difficulty's stopping!  
Filling up on turkey and  
Lots of roast potato,  
We'll just leave the Brussel sprouts  
And maybe have them later!

**Chorus** *Get stuck in.....*

**Repeat Chorus**

# It's Snowing

**Verse 1**    Everybody come and look at this!  
Come on, quickly, over here to me.  
Hey, I'm by the window in the room next door,  
There's something that I want you all to see.  
Half an hour ago the sky was bright  
And it was a lovely, sunny day.  
Clouds have now completely covered all the blue,  
And turned it to a funny shade of grey.

**Chorus**    *It's snowing, it's snowing  
And on Christmas Day!  
Those snowflakes, like children,  
Are coming out to play.  
I'll wait a little while before I find my outdoor gear,  
And then I'll go and join them all before they disappear!*

**Verse 2**    Everyone is feeling rather full!  
But they've seen the garden's very white,  
So they'll come to help me build a giant snowball,  
Maybe even have a snowball fight!  
I'll go out before them and begin.  
I'll stay nice and warm if I run round!  
Trace some footsteps carefully, to make a pattern,  
Maybe spell my name out on the ground!

**Chorus**    *It's snowing, it's snowing.....*

**Verse 3**    It's a little heavier, I think.  
Snow is so exceptionally cool.  
If it goes on longer we might get snowed in  
And I could miss the first two weeks of school!  
Still, I'll just enjoy it while I can,  
It might turn slush by Boxing Day,  
Better go outside and make the most of it,  
Before that lovely snow has gone away!

**Chorus**    *It's snowing, it's snowing.....*

**Repeat**    *And then I'll go and join them all before they disappear!*

# Jesus Is Born Today

**Verse 1** In the town of Bethlehem  
There's an ordinary inn,  
With a small and humble stable close behind.  
And what a truly wondrous thing  
Is happening within,  
It's a gift from God and it's for all mankind.

**Chorus** *Everybody, everywhere,  
Rejoice in your own way.  
Jesus Christ, the saviour of the world,  
Is born today.*

**Verse 2** See the sky fill up with stars  
But there's one that stands alone.  
Shining where the infant lies, safe in the stall.  
There, in its pure and silver beam,  
A calm and gentle scene  
Shows the peace and the joy He will bring to us all.

**Chorus** *Everybody, everywhere.....*

**Verse 3** Mary watches as He sleeps  
In a manger, soft and warm.  
Now a new age for us all has just begun.  
So very soon the dawn will break,  
The holy child will wake  
And the earth will be blessed by the birth of God's son.

**Chorus** *Everybody, everywhere.....*

# Party On

**Verse 1** This great day is not quite over yet.  
Yeh, yeh, yeh! Woo!  
There's still time to have a final fling!  
Yeh, yeh, yeh! Woo!  
Next door's coming round at eight to play some games,  
Join us for some supper and a sing!  
Yeh, yeh, yeh! Woo!

**Chorus** *Party on! Come along!  
Energize and have more fun!  
Time to activate and entertain!  
Christmas is continuous – it never seems to stop!  
And in less than fifty-two weeks  
It starts all over again! Yeh!*

**Verse 2** Heaps of sandwiches are on the way.  
Yeh, yeh, yeh! Woo!  
I can hear them being made right now.  
Yeh, yeh, yeh! Woo!  
After those it's chocolate log or Christmas cake!  
Got to find some room inside - but how?  
Yeh, yeh, yeh! Woo!

**Chorus** *Party on.....*

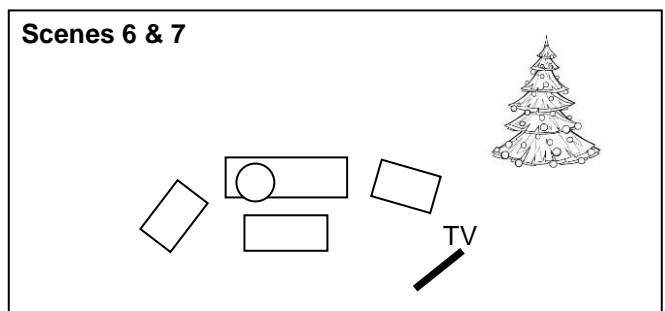
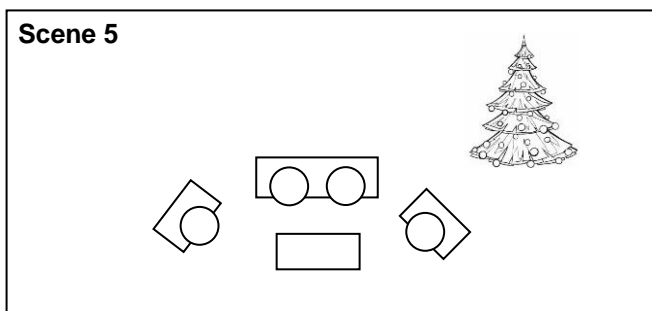
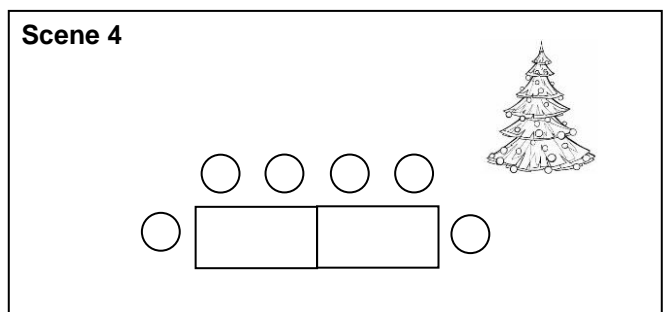
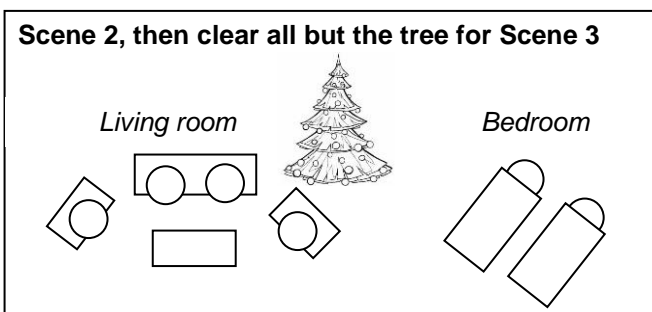
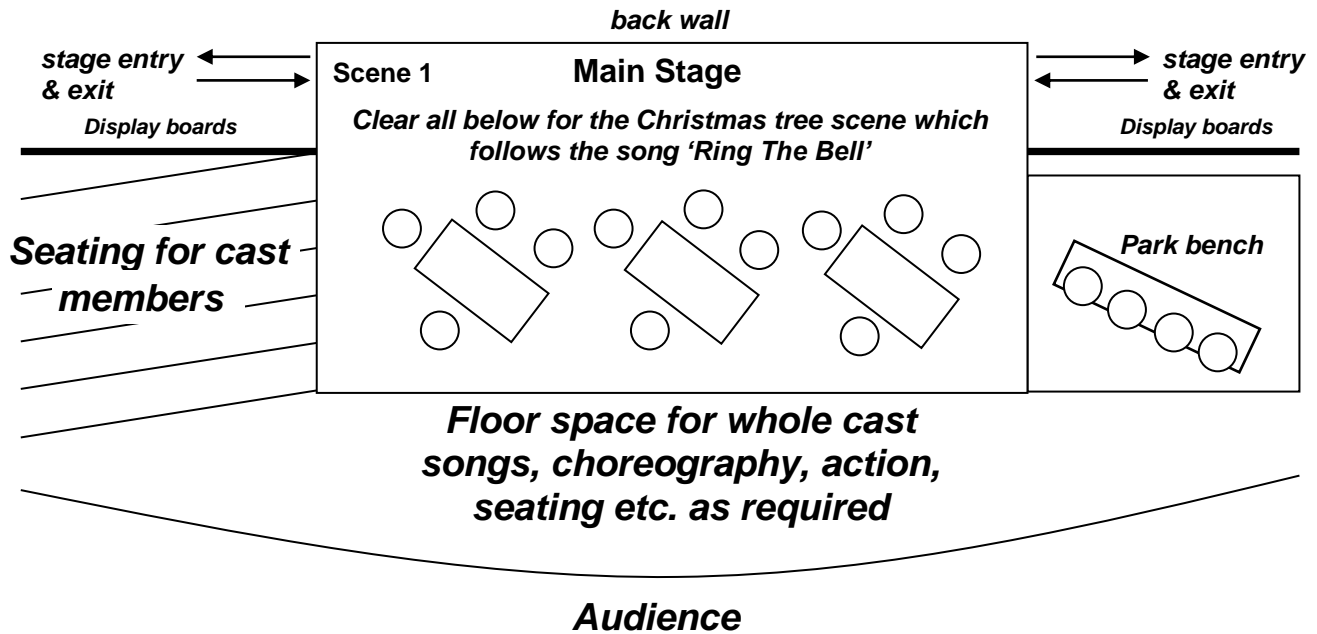
**Verse 3** Finally, the highlight of the night.  
Yeh, yeh, yeh! Woo!  
'Karaoke!' we all shout with glee!  
Yeh, yeh, yeh! Woo!  
Time to make an exhibition of ourselves!  
Every year's the same, take it from me!  
Yeh, yeh, yeh! Woo!

**Chorus** *Party on.....*

**Repeat Chorus**

# STAGING AND PRODUCTION SUGGESTIONS

‘Aspects Of Christmas’ has been written to be adaptable to most school hall set-ups, whether you have a stage or not. Below are representations of possible staging layouts for each scene.



- **Scenery** – The back wall behind the main stage could display large paintings and artwork that depict every festive situation mentioned in the script. Alternatively, you could create the inside walls of a house, with a fireplace, window, door etc, and decorated with typical seasonal touches – paper chains, tinsel etc. Display boards behind the seating area could display the same, while behind the ‘park’ stage you could paint features typical of a park – swings, slides, trees etc.

- **Furniture** – You will need two or three school tables for scene 1, and five or six school chairs. Two of the tables could be used as the dining table for scene 6 (covered with a table cloth), and the school chairs used as dining chairs. For the various living room scenes you will need a decorated Christmas tree, which will stay on the stage throughout. For armchairs simply cover a school chair with a throw, and for a sofa put three or four chairs together and cover with a larger throw. It would be a good idea to change these throws between scenes, to represent the different families. A low coffee table is needed for scenes 2, 5, 6 and 7. Also for scene 2 you will need to create two beds. Simply put duvets and pillows onto PE mats, or onto stage blocks if you need them higher up. A small portable TV is an optional extra for scene 6.
- **Props – listed by scene**
  - Scene 1:** schoolbags for the first song, then an artificial Christmas tree with separate sections and a stand. This can then be used (at its full height) for the remaining scenes, decorated with the traditional baubles etc.
  - Scene 2:** a bottle of wine, wine glasses on the coffee table, some wrapped gifts, mistletoe, party hats and party blowers.
  - Scene 3:** lots of boxes wrapped as presents.
  - Scene 4:** crackers, candles, plates and serving dishes with food on (plastic, papier maché or plasticene replicas). The trifle could be real – just a concoction of tinned fruit and squirty cream in a large bowl.
  - Scene 5:** a lava-lamp or similar 70's ornamentation, 70's picture on the wall, eg a piece of pop art or revivalist art nouveau, a Scalextric track or a similar period toy.
  - Scene 6:** a TV remote handset. **Scene 7:** a huge platter of sandwiches.
- **Costume** – see detailed costume suggestions in the character line-count on p25.
- **Use of Space** – The whole cast will probably want to be involved in the performance of most of the songs. A space on the floor in front of the main stage could be used to accommodate extra bodies. In this space, for some songs, the cast could perform dance routines or act out the lyrical content. A seating area for resting performers could be allocated to one side of the stage. This lets them enjoy the performance as part of the audience, allows easy movement on and off the stage, and of course eliminates the need for back-stage supervision.
- **Content** – You can personalise your performance by adding or changing character names, and re-writing any parts of the script to make them more appropriate to your particular school. Different songs that the children know and enjoy could replace, or be added to those on the track list. Don't feel restricted; make the show your own.
- **Audience seating** – The audience could be in one block facing the stage, or maybe in two blocks separated by an aisle wide enough for perhaps the entrance of some characters from the back, or to allow some of the drama and choreography to be performed on the floor.
- Our final suggestion, as always, is to have fun and enjoy your Christmas at school!



<b>Character</b>	<b>Number of spoken lines</b>	<b>Costume Suggestions</b>
<b>Child 1</b>	<b>10</b>	School uniform, scarf, hat & gloves
<b>Child 2</b>	<b>8</b>	As Child 1
<b>Child 3</b>	<b>8</b>	As Child 1
<b>Child 4</b>	<b>8</b>	As Child 1
<b>Child 5</b>	<b>7</b>	As Child 1
<b>Family 1</b>		
<b>Dad</b>	<b>7</b>	Casual adult clothes
<b>Sally</b>	<b>5</b>	School uniform
<b>Joe</b>	<b>4</b>	School uniform
<b>Mum</b>	<b>1</b>	Casual adult clothes
<b>Family 2</b>		
<b>Katie</b>	<b>6</b>	Pyjamas & dressing gown
<b>Ali</b>	<b>7</b>	Pyjamas & dressing gown
<b>Mum</b>	<b>4</b>	Party dress
<b>Dad</b>	<b>4</b>	Shirt, tie & smart trousers
<b>Uncle Ted</b>	<b>4</b>	Shirt, tie, smart trousers & coat to take off
<b>Auntie Rita</b>	<b>3</b>	Party dress & coat to take off
<b>Family 3</b>		
<b>Grandpa</b>	<b>2</b>	Blouse, tweed skirt, shawl & grey wig
<b>Grandma</b>	<b>2</b>	Shirt, tie, smart trousers & grey wig
<b>Dad</b>	<b>4</b>	Casual adult clothes
<b>Mum</b>	<b>6</b>	Casual adult clothes & apron
<b>Thomas</b>	<b>2</b>	Casual children's clothes
<b>Anna</b>	<b>2</b>	Casual children's clothes
<b>Family 4</b>		
<b>Mum</b>	<b>6</b>	70's poncho, flared dungarees, high heeled boots, flowery top, beads & a 70's wig
<b>Dad</b>	<b>5</b>	As Mum
<b>Harmony</b>	<b>2</b>	70's flared dungarees & flowery top
<b>Wildflower</b>	<b>2</b>	70's flared dungarees & flowery top
<b>Family 5</b>		
<b>Mum</b>	<b>5</b>	Casual adult clothes & rubber gloves
<b>Sam</b>	<b>4</b>	Casual children's clothes
<b>Ensemble characters for individual scenes, songs and choreography</b>		<b>Costume Suggestions</b>
<b>School children</b>		School uniform
<b>Unwrapping/rapping kids</b>		Pyjamas & dressing gowns
<b>Diners</b>		Party hats & Christmas jumpers with napkins hanging out the collar
<b>Carol singers</b>		Coats, hats, scarves and gloves
<b>Party-goers</b>		Party hats & casual clothes